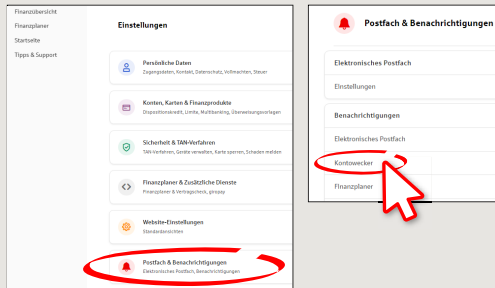


# Account alarm: Configure in just a few steps

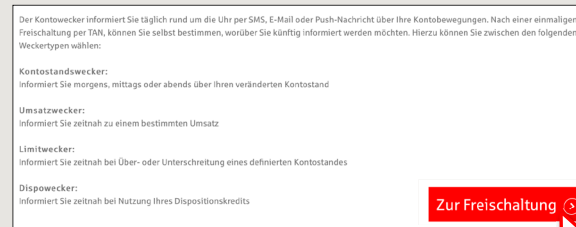
www.sparkasse-luebeck.de



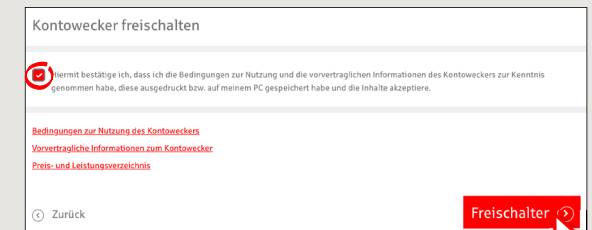
**1** Log on to online banking. The alarm option is available under „Einstellungen“ -> „Postfach & Benachrichtigungen“ -> „Kontowecker“.



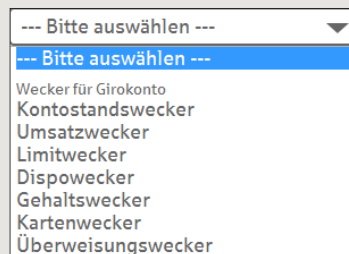
**2** For initial configuration, you must enable the account alarm option. Tap enable (“Zur Freischaltung”).



**3** Use the checkbox to confirm you have read the legal information and documents. Tap enable (“Freischalten”) and confirm activation by entering your TAN.



**4** These account alarms are available:

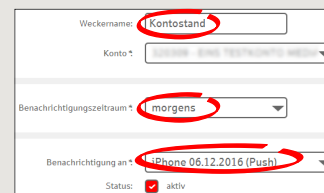


To configure a new alarm, select an alarm type from the list and click on “+”.

**5a** How to set an account balance alarm: Enter a name for the alarm. Select the account for which you wish to set an alarm and enter a notification period.

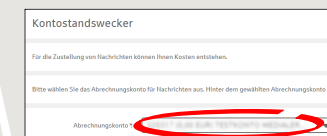
Select an existing email address or push notification\* using **Notification to (“Benachrichtigung an”)**. If you wish to create a new recipient address (email or push notification), tap “+”.

If you have just created the required recipient address or if it already exists, select it from the list and tap **Next (“Weiter”)**.



\*Push notification: A message that is sent to you via the Sparkassen app.

**5b** Select an account for the notifications.



**5c** Check the details and activate the account alarm by tapping **Set alarm (“Wecker stellen”)**.



DO YOU HAVE ANY QUESTIONS? WE WOULD BE HAPPY TO HELP YOU.

Central service call number: You can contact us under 0451 147-147 Mon–Thurs from 8 am – 6 pm, Fri from 8 am – 3.30 pm

Further information is available at: [www.sparkasse-luebeck.de](http://www.sparkasse-luebeck.de)

YOU CAN ALSO CONTACT US AT:

Direkt-Beratung  
Text-Chat: <http://s.de/2nzd>

Online banking support for private customers  
Telephone: 0451 147-147  
Available: Mon–Thurs from 8 am – 6 pm, Fri from 8 am – 3.30 pm

# Account alarm: Configure in just a few steps

www.sparkasse-luebeck.de



**6 How to set an turnover alarm:**  
Select **turnover alarm** (“Umsatzwecker”) from the list. Enter a name for the alarm and the required details. Follow steps 5a to 5c.

**7 How to set a limit alarm:**  
Select **limit alarm** (“Limitwecker”) from the list (see step 4). Enter a name for the limit alarm and the required details. Follow steps 5a to 5c.

**8 The alarm overview (Weckerübersicht) allows you to edit and delete your alarms as required.**

| Konto [redacted] - Online Testkunde, Max |              |            |             |
|--|--------------|------------|-------------|
| Name                                     | Typ          | Adresse    | Status      |
| umsatz                                   | Umsatzwecker | [redacted] | Nicht aktiv |
| Gehalt                                   | Umsatzwecker | *****0744  | aktiv       |
| Dispo                                    | Limitwecker  | [redacted] | aktiv       |

View details  
Edit  
Delete



DO YOU HAVE ANY QUESTIONS? WE WOULD BE HAPPY TO HELP YOU.

Central service call number: You can contact us under 0451 147-147 Mon–Thurs from 8 am – 6 pm, Fri from 8 am – 3.30 pm

Further information is available at: [www.sparkasse-luebeck.de](http://www.sparkasse-luebeck.de)

YOU CAN ALSO CONTACT US AT:

Direkt-Beratung  
Text-Chat: <http://s.de/2nzd>

Online banking support for private customers  
Telephone: 0451 147-147  
Available: Mon–Thurs from 8 am – 6 pm, Fri from 8 am – 3.30 pm